







Branching Tree Therapy, LLC
...because you have a voice.



Parent(s): Please post this calendar where your child can easily see it. Complete one activity a day while encouraging your child to use the skills targeted during therapy sessions. Send your therapist three videos of your child doing these activities.

OCTOBER

Speech-Language Homework Calendar

Monday	Tuesday	Wednesday	Thursday	Friday	Saturday	Sunday
<p>THEMES: Week 1: Pumpkins Week 2: Leaves and Fall Week 3: Farms Week 4: Halloween</p>			<p>Pete the Cat "Five Little Pumpkins" on Youtube. Frequently pause the video and ask questions (e.g. What do you see? What are they doing? What is that?).</p>	<p>Create a pumpkin using basic arts and crafts supplies. Focus on body part identification (e.g. Point to the eyes) and labeling (e.g. What is this?).</p>	<p>Pumpkin Carving (using arts and crafts or pumpkin)-Send in a picture of your child's final results for an additional raffle ticket.</p>	<p>Pumpkin Basket- Use a basket and go around the home to find everyday objects. Place objects in the basket as you find them. Label common nouns as you find them.</p>
<p>Paper Plate Pumpkin- We will do this activity together during speech-language session.</p>	<p>6Five little Pumpkins"- Super Simple on Youtube. Practice facial expressions as they present themselves in the video.</p>	<p>Using playdough, create a Pumpkin Patch. Focus on new vocabulary and counting (e.g. leaves, stem, cutting, colors, farm).</p>	<p>Falling Leaves- Create or print out an empty tree. Use fingerpainting to create leaves on the tree branches. Count the leaves on the tree.</p>	<p>Do you know the challenges for this month? If not, ask the office or your clinician.</p>	<p>Community Walk- Observe and talk about the colors of leaves and plants</p>	<p>Community Walk-Observe and talk about leave and plant sizes</p>
<p>Weather and Seasons- Draw all seasons and talk about what happens in each one, what kind of weather do we have during those seasons?)</p>	<p>Scarecrow Hand Puppet- We will do this activity together during speech-language sessions</p>	<p>Arthur Jumps Into Fall on Youtube. Frequently pause the video and ask questions (e.g. What do you see? What are they doing? What is that?).</p>	<p>Use today to talk about the kinds of clothes that we wear during Fall. Show your child these clothes.</p>	<p>Pumpkin Pie-Use your playdough to make a pumpkin pie. Focus on verbs while creating the pie (e.g. rolling, cutting, patting, baking).</p>	<p>Create a farm scene using toys or things around the home (e.g. animals, farmer, house)</p>	<p>Gross Motor Movement- Use animals to help your child practice verbs (e.g. hop like a rabbit, run like a horse, jump like a frog, roll like a pig in the mud, waddle like a duck)</p>
<p>Build a barn using craft sticks- practice vocabulary (e.g. barn, door, window, sticks, glue, paper, help).</p>	<p>Sheep Grahams-Using graham crackers and other basic goodies, create a no bake sheep snack.</p>	<p>Farm animals washing stations- Use a container, dirt, water, animals, and a toothbrush to wash and clean the animals. Focus on words clean, dirty, wash, dirt, water, etc.</p>	<p>2Old Mc Donald Had a Farm Song- Sing this song out loud without background music. Focus on animals sounds and imitation of these sounds.</p>	<p>Parents create your own activity related to any of the weekly themes.</p>	<p>Make halloween spider dots with a spider web and practice counting the spiders.</p>	<p>Create a sensory bin with various halloween items to practice labeling (e.g pumpkin, bat, spider, ghost, candy, etc).</p>
<p>Ghost Cup Stacking. Use white paper cups and draw facial expressions on them for your child to stack. Practice facial expressions as they engage in the activity</p>	<p>Make a ghost craft using ideas from Pinterest</p>	<p>Halloween BINGO. Use the 99 cent store or Dollar Tree to look for Halloween BINGO or download games online. Practice vocabulary.</p>	<p>Send a picture of your child wearing his or her halloween costume for an additional raffle ticket.</p>	<p>3 How many new words has your child learn this month? Send your therapist a list of words</p>		

Place a sticker, mark, or circle around the activities completed.